

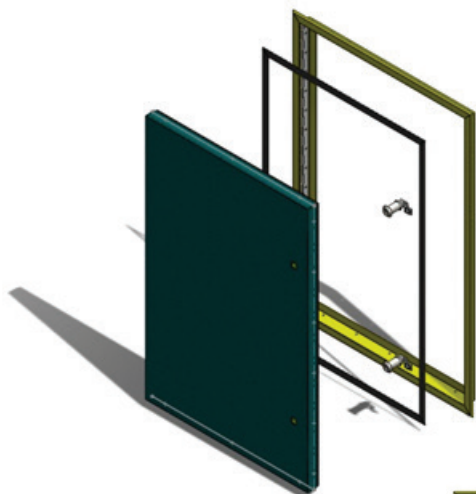
# Inspection hatch

(B15 Type)



## Main features :

- Applications : naval and offshore sectors
- IMO Certificated
- Easy and quick installation




## Family :

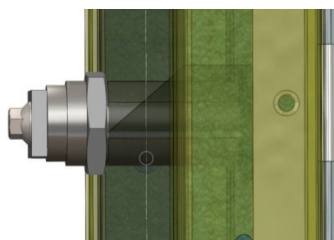
### Inspection hatch

Dimension : ..... 900x600  
 ..... 600x600  
 ..... 600x400  
 ..... 500x500  
 ..... 400x400

Fire classification : ..... B15



Front of view  
of inspection hatch



Sectional view  
of the lock



## MAPAC

DESIGNER AND MANUFACTURER OF SANDWICH PANELS  
FOR MARITIME AND SPECIAL BUILDING ACTIVITIES APPLICATIONS

MAPAC Panel - 53 rue Marcel Brunelière - 44270 Machecoul - FRANCE - Tél. +33 (0)2 40 78 53 15  
Fax +33 (0)2 40 31 42 16 - mapacpanel@mapac.fr

[www.mapac.fr](http://www.mapac.fr)

# Trappes de visite

(Type B15)



**Principales caractéristiques :**

- Applications : secteurs naval et offshore
- Certification IMO
- Installation facile et rapide



Family :

**Trappe de visite**

Dimension : ..... 900x600  
 ..... 600x600  
 ..... 600x400  
 ..... 500x500  
 ..... 400x400  
 Classement feu : ..... B15



DESIGNER AND MANUFACTURER OF SANDWICH PANELS  
 FOR MARITIME AND SPECIAL BUILDING ACTIVITIES APPLICATIONS

MAPAC Panel - 53 rue Marcel Brunelière - 44270 Machecoul - FRANCE - Tél. +33 (0)2 40 78 53 15  
 Fax +33 (0)2 40 31 42 16 - mapacpanel@mapac.fr

**www.mapac.fr**